

38 000 L AIRCRAFT REFUELLER



Non contractual picture

AVIATION FUEL

JET A1

FLOW RATE	150 m ³ /h – 2500 LPM
DIMENSIONS (LxWxH)	Approximately 15m x 3m x 3,1m
ERGONOMICS	In conformity with TITAN AVIATION ergonomics charter
CONFORMITY	JIG 1 13rd edition EN 12312-5 EN 1361-C EI 1529 EI 1581 6th édition EN 1915-1
USE	Exclusively for airport use
PAINTING	White RAL 9010 Polyurethane

CHASSIS

DESIGN	Rigid
AXLES LAYOUT	8 x 4
DRIVING	LHD or RHD
ADR HAZMAT	Compliant
SPEED GOVERNOR	Up to 25 km/h


PLATFORM

PLATFORM	Elevating platform
COMPLIANCE	B777-9 - JIG Bulleting n° 103

TANK

USEFUL CAPACITY	38 000 L – 10 000 USG
MATERIAL	Aluminum
SHAPE	Biconical Single-compartment
LOADING	Bottom loading Fuelling side

DISTRIBUTION

	<p>EZ CONTROL : New generation refuelling interface, robust, intuitive and favoring coordination & safety of operations. More information : www.titan-aviation.com</p> <p>Vehicle equipped with EZ CONTROL ACCESS Pack (see Options section for more packs)</p>
UNDERWING LINE	1 underwing line - 55m ³ /h - 900 LPM on hydraulic reel
OVERWING LINE	1 overwing line - 12 m ³ /h - 200 LPM on hydraulic reel allowing a gravity-fed distribution
DECK UNDERWING LINE	2 deck underwing lines - 150m ³ /h - 2500 LPM
FILTRATION	Stainless steel water separator filter (FWS)
METER	Meter with electronic readout
2 ND REGULATION	In line pressure control valve
SAMPLING	Jar support after filtration
PIPES	304 L Stainless steel
ANTI-CORROSION PROTECTION	Hot zinc metallized structure Surfaces finishing according to TITAN AVIATION specs

ALL OUR RANGE VEHICLES ARE EQUIPPED WITH TITAN AVIATION 2.0 FUELLING MODULE, ALSO AVAILABLE INDEPENDENTLY





OPTIONS

SAFETY	
RR38-S01	Set of 2 extinguisher boxes (N/A with S02)
RR38-S02	Set of 2 extinguishers inclined/open scabbards (N/A S01)
RR38-S03	Set of 2+1 extinguishers
RR38-S05	Single handrail (pneumatical)
RR38-S06	Double handrail (pneumatical)
RR38-S07	Camera + Screen : mounted at the back (reverse)
RR38-S08	Camera + Screen : Mounted on platform (wing view)
RR38-S09	L&R sides protection guards
RR38-S10	Reflecting stripes
RR38-S11	Bonding reel on opposite side
RR38-S13	Access cab handles with colored safety code
RR38 -S14	2 additional wing sensors on platform (4 in total)
RR38-S15	Wheel chock with its support

OPERATION	
RR38-O01	Defuelling
RR38-O02	External suction
RR38-O03	Large display
RR38-O04	Tank mechanical gauge
RR38-O06	2"1/2 aviation coupling on bottom loading
RR38-O07	4" industrial coupling on bottom loading
RR38-O08	Customer's logo stickers
RR38-O09	Scully tank level sensor
RR38-O10	Towing pin for towable ladder (3,5t max)
RR38-O11	Ladder 3+1 with support (N/A with O12 & O13)
RR38-O12	Ladder 4+1 with support (N/A with O11 & O13)
RR38-O13	Ladder 5+1 with support (N/A with O11 & O12)

COMFORT	
RR38-C02	Driver seat cover
RR38-C03	Mudflaps on front of mudguards (rear is already included)
RR38-C04	Strap for driver's door opening
RR38-C05	Additional lighting system (draining points)
RR38-C08	Hose spiral protection
RR38-C09	Support inside cab for payment terminal

QUALITY	
RR38-Q01	Weight & measures dipstick (T)
RR38-Q02	Regulation test
RR38-Q03	Sample jar kit with CWD tray, recovery tank & reinjection
RR38-Q04	Sample jar cover protection
RR38-Q05	SSAFCON tray
RR38-Q06	Electronic thermometer and densimeter
RR38-Q07	Isolation flanges mounted on tank suction and foam return lines
RR38-Q08	Ticket printer inside cab

INNOVATION	
RR38-I02	EZ Control - Access+ pack 
RR38-I03	EZ Control - Connect pack 
RR38-I04	EZ Control - Premium pack 
RR38-I05	EZ Fuelling Start & Stop 

HOMOLOGATION	
RR38-H01	MID homologation
RR38-H02	Official tank calibration



www.titan-aviation.com