

# 45 000 L AIRCRAFT REFUELLER



*Non contractual picture*

## AVIATION FUEL

### JET A1

FLOW RATE	150 m <sup>3</sup> /h – 2500 LPM
DIMENSIONS (LxWxH)	Approximately 19m x 3m x 2.85m
ERGONOMICS	In conformity with TITAN AVIATION ergonomics charter
CONFORMITY	JIG 1 13rd edition   EN 12312-5   EN 1361-C   EI 1529   EI 1581 6th édition   EN 1915-1
USE	Exclusively for airport use
PAINTING	White RAL 9010   Polyurethane

## CHASSIS

DESIGN	Semi trailer
AXLES LAYOUT	4 x 2
DRIVING	LHD or RHD
ADR HAZMAT	Compliant
SPEED GOVERNOR	Up to 25 km/h


## PLATFORM

PLATFORM	Elevating platform
COMPLIANCE	B777-9 - JIG Bulleting n° 103

## TANK

USEFUL CAPACITY	45 000 L – 11 800 USG
MATERIAL	Aluminum
SHAPE	Biconical   Single-compartment
LOADING	Bottom loading   Fuelling side

## DISTRIBUTION

	<p>EZ CONTROL : New generation refuelling interface, robust, intuitive and favoring coordination &amp; safety of operations. More information : <a href="http://www.titan-aviation.com">www.titan-aviation.com</a></p> <p>Vehicle equipped with <b>EZ CONTROL ACCESS Pack</b> (see Options section for more packs)</p>
UNDERWING LINE	1 underwing line - 55m <sup>3</sup> /h - 900 LPM on hydraulic reel
OVERWING LINE	1 overwing line - 12 m <sup>3</sup> /h - 200 LPM on hydraulic reel allowing a gravity-fed distribution
DECK UNDERWING LINE	2 deck underwing lines - 150m <sup>3</sup> /h - 2500 LPM
FILTRATION	Stainless steel water separator filter (FWS)
METER	Meter with electronic readout
2 <sup>ND</sup> REGULATION	In line pressure control valve
SAMPLING	Jar support after filtration
PIPES	304 L Stainless steel
ANTI-CORROSION PROTECTION	Hot zinc metallized structure   Surfaces finishing according to TITAN AVIATION specs

ALL OUR RANGE VEHICLES ARE EQUIPPED WITH TITAN AVIATION 2.0 FUELLING MODULE, ALSO AVAILABLE INDEPENDENTLY

## OPTIONS





SAFETY	
STR45-S01	Set of 2 extinguisher boxes (N/A with S02)
STR45-S02	Set of 2 extinguishers inclined/open scabbards (N/A S01)
STR45-S03	Set of 2+1 extinguishers
STR45-S05	Single handrail (pneumatical)
STR45-S06	Double handrail (pneumatical)
STR45-S07	Camera + Screen : mounted at the back (reverse)
STR45-S08	Camera + Screen : Mounted on platform (wing view)
STR45-S09	L&R sides protection guards
STR45-S10	Reflecting stripes
STR45-S11	Bonding reel on opposite side
STR45-S13	Access cab handles with colored safety code
STR45-S14	2 additional wing sensors on platform (4 in total)
STR45-S15	Wheel chock with its support

OPERATION	
STR45-O01	Defuelling
STR45-O02	External suction
STR45-O03	Large display
STR45-O04	Tank mechanical gauge
STR45-O06	2"1/2 aviation coupling on bottom loading
STR45-O07	4" industrial coupling on bottom loading
STR45-O08	Customer's logo stickers
STR45-O09	Scully tank level sensor
STR45-O10	Towing pin for towable ladder (3,5t max)
STR45-O11	Ladder 3+1 with support (N/A with O12 & O13)
STR45-O12	Ladder 4+1 with support (N/A with O11 & O13)
STR45-O13	Ladder 5+1 with support (N/A with O11 & O12)

FREEZE	
STR45-F01	Cabinet with rolling doors
STR45-F02	Cabinet with swivelling doors on both sides

COMFORT	
STR45-C02	Driver seat cover
STR45-C03	Mudflaps on front of mudguards (rear is already included)
STR45-C04	Strap for driver's door opening
STR45-C05	Additional lighting system (draining points)
STR45-C08	Hose spiral protection
STR45-C09	Support inside cab for payment terminal

QUALITY	
STR45-Q01	Weight & measures dipstick (T)
STR45-Q02	Regulation test
STR45-Q03	Sample jar kit with CWD tray, recovery tank & reinjection
STR45-Q04	Sample jar cover protection
STR45-Q05	SSAFCON tray
STR45-Q06	Electronic thermometer and densimeter
STR45-Q07	Isolation flanges mounted on tank suction and foam return lines
STR45-Q08	Ticket printer inside cab

INNOVATION		
STR45-I02	EZ Control - Access+ pack	
STR45-I03	EZ Control - Connect pack	
STR45-I04	EZ Control - Premium pack	
STR45-I05	EZ Fuelling Start & Stop	

HOMOLOGATION	
STR45-H01	MID homologation
STR45-H02	Official tank calibration



[www.titan-aviation.com](http://www.titan-aviation.com)